





727 ebano



492 marrone



879 moro



455 moka



918 visone




454 nocciola



456 beige vintage



542 titanio



563 verde pino



873 verde petrolio



830 blu polvere



920 blu



919 tortora



566 blue pervinca



562 blue black



008 nero assoluto



921 giallo




922 mattone



923 amarena



924 rosso




493 nero



584 cuoietto



540 oro




936 animal gold


Disponibile per finiture
Available for finishes
Disponible pour les finitions




925 viola



828 rosa cipria




926 bianco



001 bianco latte

ECONATURAL Skay 2025



941 chai

942 chocolate

031 pepper



Gamma colori Skay standard - Range colors standard Skay - Gamme de couleurs Skay standard.
Disponibili altri colori su richiesta - Other colors available on request - Autres couleurs disponibles sur demande
Immagini puramente indicative - Images for illustration purposes only - Images purement indicatives



nero opaco
mat black
noir mat

Easy M3 | Coco | Mobile
retrolavaggio + structure
(retro wash cabinets)
Top Bronx | Top Chelsea



nero lucido
glossy black
noir brillant

Easy M3 | Coco
Mobile retrolavaggio
(retro wash cabinets)
Top Bronx | Top Chelsea




bianco opaco
mat white
blanc mat

Easy M3 | Coco | Mobile
retrolavaggio + structure
(retro wash cabinets)
Top Bronx | Top Chelsea




bianco lucido
glossy white
blanc brillant

Easy M3 | Coco
Mobile retrolavaggio
(retro wash cabinets)
Top Bronx | Top Chelsea



avorio opaco
mat ivory
ivoire mat

Easy M3 | Coco
Mobile retrolavaggio
(retro wash cabinets)
Top Bronx | Top Chelsea



grigio chiaro
light grey
gris clair

Easy M3 | Coco
Mobile retrolavaggio
(retro wash cabinets)
Top Bronx | Top Chelsea




cemento bianco
white cement
béton blanc

Easy M3 | Coco
Mobile retrolavaggio
(retro wash cabinets)
Top Bronx | Top Chelsea



calacatta bianco
white calacatta
calacatta blanc

Easy M3 | Coco
Mobile retrolavaggio
(retro wash cabinets)
Top Bronx | Top Chelsea



calacatta nero
black calacatta
calacatta noir

Easy M3 | Coco
Mobile retrolavaggio
(retro wash cabinets)
Top Bronx | Top Chelsea



rovere chiaro
light oak
chêne clair

Easy M3 | Coco
Mobile retrolavaggio
(retro wash cabinets)
Top Bronx | Top Chelsea



rovere scuro
dark oak
chêne foncé

Easy M3 | Coco
Mobile retrolavaggio
(retro wash cabinets)
Top Bronx | Top Chelsea



palissandro
rosewood
bois de rose

Easy M3 | Coco | Mobile
retrolavaggio + structure
(retro wash cabinets)
Top Bronx | Top Chelsea



engadina
engadine
engadine

Easy M3 | Coco | Barber
Mobile retrolavaggio
(retro wash cabinets)
Top Bronx | Top Chelsea



noce
walnut
noix

Easy M3 | Coco
Mobile retrolavaggio
(retro wash cabinets)
Top Bronx | Top Chelsea



sablé grigio tortora
sablé dove grey
sablé gris taupe

Easy M3 | Coco
Mobile retrolavaggio
(retro wash cabinets)
Top Bronx | Top Chelsea



rovere 18
18 oak
chêne 18

Line ILOVENY | Easy M3
Coco | Top Bronx | Top
Chelsea | Mobile
retrolavaggio
(retro wash cabinets)



ebano
ebony
ébène

Easy M3 | Coco | Barber
Harlem | Liberty
Washunit ILOVENY
Mobile retrolavaggio
(retro wash cabinets)
Top Bronx | Top Chelsea



champagne
champagne
champagne

Easy M3 | Coco
Mobile retrolavaggio
(retro wash cabinets)
Top Bronx | Top Chelsea



fronda light

Easy M3 | Coco
Mobile retrolavaggio
(retro wash cabinets)
Top Bronx | Top Chelsea



fronda dark

Easy M3 | Coco
Mobile retrolavaggio
(retro wash cabinets)
Top Bronx | Top Chelsea



**cannettato fresato
tinto engadina**
Engadina painted
milled wood panelling

Ovale Centrale | Ovale
Frontale Bamboo



**cannettato fresato
tinto ebano**
Ebano painted milled
wood panelling

Ovale Centrale | Ovale
Frontale Bamboo

MANUTENZIONE SKAY - SKAY MAINTENANCE - ENTRETIEN SKAY

ITA
PER LE ZONE LAVAGGIO E LE ZONE TECNICHE.
BEAUTYSTAR SUGGERISCE L'UTILIZZO DI SKAY SCURI.
L'AZIENDA NON GARANTISCE LA RESISTENZA DELLO SKAY
ALLE MACCHIE DI TINTURA.

CONSIGLI: lavare con spugna non abrasiva imbevuta di acqua e sapone neutro.
Rimuovere le macchie di lacca con acqua e sapone o utilizzare in alternativa l'apposito detergente Softasept N®.
ATTENZIONE: non utilizzare mai alcool, benzene, candeggina, solventi, detergenti chimici o spray lucidanti. Rimuovere immediatamente le macchie di tintura! Maggiore è il tempo che la tintura rimane sullo Skay e minori sono le possibilità di pulire a fondo lo Skay stesso: la tintura lo aggredisce per tutto il tempo che resta sulla sua superficie. Non fare accomodare clienti che indossano tessuti denim scuri (jeans) su poltrone e lavatesta rivestiti in Skay chiaro. In alternativa fare indossare ai clienti un camice.
Non è possibile eliminare le macchie di denim senza danneggiare lo Skay.

ENG
COLOURED ECO-LATHERS.
THE COMPANY DOES NOT GUARANTEE THE RESISTANCE OF
ITS ECO-LEATHERS TO COLOUR DYES. MAINTENANCE AND
CLEANING ADVICE.
Always clean with a non abrasive sponge soaked in water and neutral soap.

Remove lacquer stains with water and neutral soap or alternatively use a specific detergent such as Softasept N®.
ATTENTION: never use pure alcohol, benzene, bleach, solvents, chemical detergent or spray polish. Always immediately remove dye stains! The longer the dye remains on the eco-leather, the lower the probability of thoroughly cleaning the surface. Colour dye damages the whole time it remains present. Where light coloured eco-leather finishes are preferred, customers wearing denim clothes should be invited to wear capes or not come into direct contact with the fabric.
Denim stains cannot be removed without damaging the eco-leather itself.

FRA
POUR LES ESPACES DE LAVAGE ET LES ESPACES TECHNIQUES,
BEAUTYSTAR CONSEILLE D'UTILISER DES SKAY FONCÉS. L'ENTRE-
PRISE NE GARANTIT PAS LA RÉSISTANCE DU SKAY AUX TACHES DE
TEINTURE.
CONSEILS: laver à l'aide d'une éponge non abrasive imbibée d'eau et de savon neutre. Éliminer les taches de laque à l'eau et au savon, ou utiliser le nettoyeur spécial Softasept N®.
ATTENTION: ne jamais utiliser d'alcool, benzène, eau de javel, solvants, produits nettoyants chimiques ou brillants en spray. Éliminer immédiatement les taches de teinture! Plus la teinture reste sur le skaï, plus il est difficile de le nettoyer: la teinture l'agresse pendant tout le temps qu'elle reste sur la surface. Ne pas faire asseoir des clients portant des jeans foncés sur des fauteuils et bacs de lavage revêtus de skaï clair. En alternative, demander aux clients de porter une blouse.
Il est impossible d'éliminer les taches de jean sans abîmer le skaï.

MANUTENZIONE SUPERFICI IN NOBILITATO E IN LAMINATO.
MAINTENANCE AND CLEANING OF WATERPROOF LAMINATE AND
WOOD.
NETTOYAGE ET ENTRETIEN DES SURFACES EN MELAMINE ET STRATIFIE.

ITA
MANUTENZIONE SUPERFICI IN NOBILITATO E IN LAMINATO
Per la pulizia di questo tipo di superfici utilizzare una soluzione di detersivo liquido neutro non abrasivo diluito in acqua, oppure concentrato nel caso in cui si abbiano superfici molto sporche e grasse, applicandolo su tutta la superficie con spugna morbida. Risciacquare e asciugare immediatamente con un panno morbido e pulito evitando anche qui l'uso di pagliette metalliche, detersivi acidi, solventi come trielina, acetone, alcool e qualunque sostanza abrasiva o acida che possa intaccare l'integrità della superficie, in particolare attenzione ad anticalcare o pulitori per piastre spartifiamma. Rimuovere subito le macchie di colore o sostanze aggressive.

ENG
MAINTENANCE AND CLEANING OF WATERPROOF LAMINATE
AND WOOD
Wash with a non-abrasive sponge soaked with water and neutral soap. Dry with a soft and clean cloth.
Never use chemical solvents or aggressive detergents like acetone, alcohol. In particular do not use anti-limestone products or other aggressive cleaners. Remove hair dyes and other hair products immediately. Clean any stains within a few seconds.

FRA
NETTOYAGE ET ENTRETIEN DES SURFACES
EN MELAMINE ET STRATIFIE
Pour nettoyer ce type de surface, il faut utiliser une solution de détergent liquide neutre non abrasif, diluée dans de l'eau, ou concentrée dans le cas de surfaces très sales et grasses, et l'appliquer avec une éponge mou.
Rincer et sécher immédiatement après avec un chiffon mou et propre, en évitant également l'utilisation de brosses métalliques, de détergents acides, de solvants tels que le trichloréthylène, l'acétone, l'alcool et toute substance abrasive ou acide qui peuvent affecter l'intégrité de la surface.
Faire attention surtout aux produits anti-calcaire et aussi aux substances pour nettoyer les lisseurs de cheveux.
Enlever tout de suite les taches de couleurs et les substances agressives